















Results for 4, MAGNOLIA COTTAGES, CHURCH ROAD




Various factors can affect coverage, such as being close to large trees or buildings when outdoors, or the thickness of walls if you're inside a building. This means there may be differences between the coverage prediction and your experience.

		Good outdoor, variable in-home	+
		Variable outdoor	+
		Good outdoor	+
		Variable outdoor	+

If you're struggling to make phone calls indoors, consider using Wi-Fi calling, where your mobile phone uses a broadband connection to make calls and text messages.

 Key	 Good outdoor and in-home	 Good outdoor, variable in-home	 Good outdoor	 Variable outdoor	 Poor to none outdoor
--	--	--	--	--	--

The table shows the predicted broadband services in your area.

Broadband type	Highest available download speed	Highest available upload speed	Availability
Standard	4 Mbps	0.5 Mbps	
Superfast	80 Mbps	20 Mbps	
Ultrafast	1000 Mbps	1000 Mbps	
https://countybroadband.co.uk/			
Networks in your area - Openreach, County Broadband			
<small>Click on a network's name to be directed to a website where you can find out about service availability and how to request a service from them or one of their partners.</small>			